



Table for standard stroke

Tube I.D.	Stroke (mm)
φ20,25	15, 25, 50, 75, 100, 125,150, 200, 250, 300

※ Please consult us if stroke out of specification.

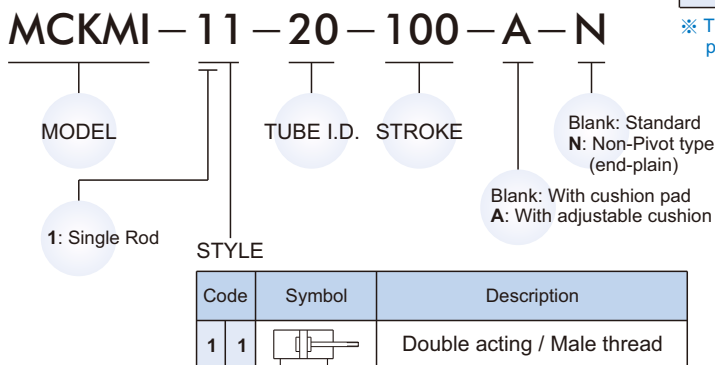
Sensor switch / Sensor switch band

Sensor switch	RCA, RCM	
	BA20	BA25
Sensor switch band	BGS20	BGS25
	BM20	BM25

※ RCA, RCM specification, please refer to page 8-6, 13.

※ Sensor switch band BM** only for RCM.

Order example



Cylinder weight

unit: g

Model	Basic weigh MCKMI	Stroke 25 mm MCKMI	Basic weigh MCKMI-*-N	Stroke 25 mm MCKMI-*-N
Tube I.D.				
φ 20	126	20.3	116	20.3
φ 25	168	28.7	153	28.7

Features

■ Non lubrication

- Special housing and bushing enables self lubrication of piston rod.

■ High quality long service life

- Cylinder with hexagonal rod design enables non-rotation of rod.
- Hard anodised stainless steel cylinder tubes offer a high resistance to corrosion and low internal friction.
- Cylinder mountings, available with a comprehensive range of accessories for rigid or flexible mounting.
- Magnetic as standard; Port thread Rc or NPT are also available.

■ ISO-6432 standard

- Enables world-wide inter-changeability.

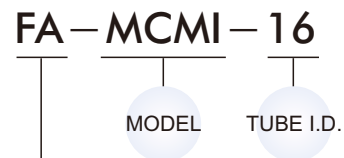
Specification

Model	MCKMI	
Tube I.D. (mm)	20	25
Port size	G1/8	
Medium	Air	
Operating pressure	0.06 ~ 0.7 MPa	
Proof pressure	1 MPa	
Ambient temperature	- 5°C ~ + 60°C (No freezing)	
Lubricator	Not required	
Available speed range	50~500mm/sec	
Rod non-rotating accuracy	± 0.7°	
Allowable rotational torque	2.0 kgf-cm	2.5 kgf-cm

※ The cylinder is allowed little leakage. Before the cylinder is sale, it has passed the standard of leakage test.

Mounting accessories

※ Use the same accessories with MCKMI.

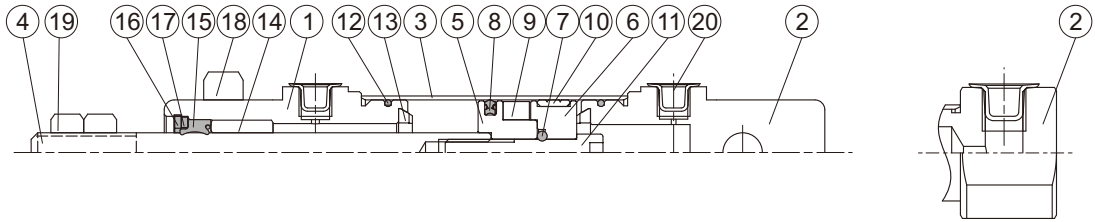


MOUNTING TYPE

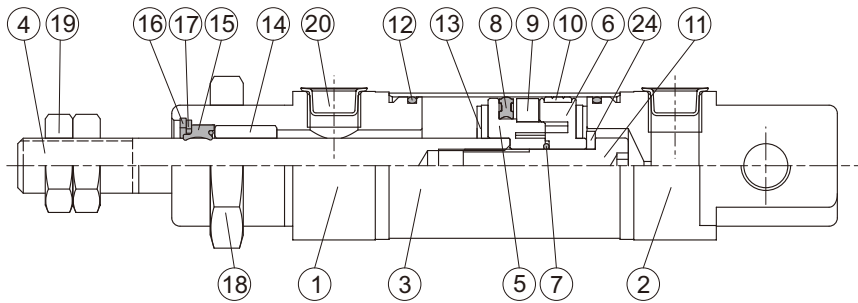
	LB
	FA
	FB
	SDB
	Y
	I
	YS (Y+Floating pin)

Cushion pad type

φ 20



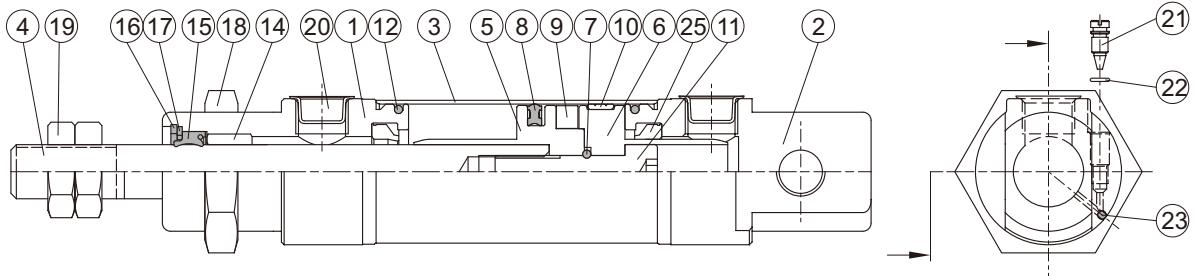
φ 25



N type

Cushion air type

φ 20, φ 25



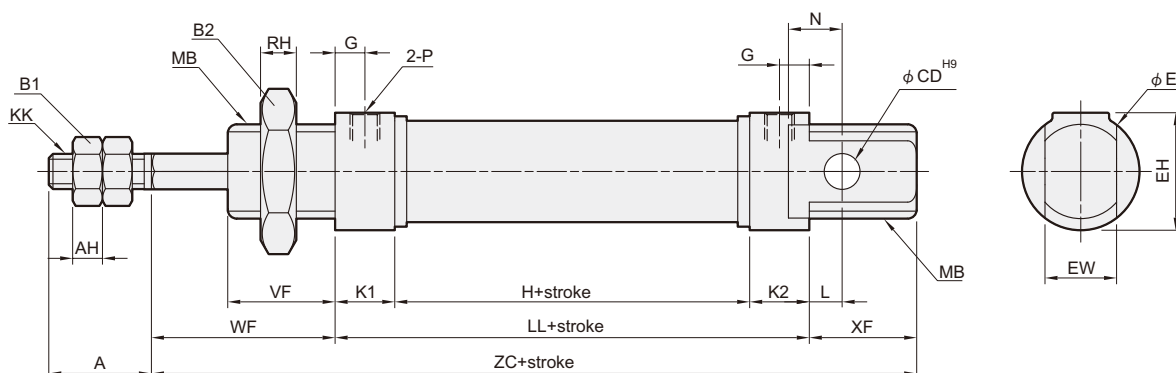
Material

No.	Cushion		Part name	Tube I.D.		Q'y
	Pad	Air		20	25	
1	●	●	Rod cover	Aluminum alloy		1
2	●	●	Head cover	Aluminum alloy		1
3	●	●	Tube	Stainless steel		1
4	●	●	Piston rod	Carbon steel		1
5	●	●	Piston-R	Aluminum alloy		1
6	●	●	Piston-H	Aluminum alloy		1
7	●	●	Piston gasket	NBR		1
8	●	●	Piston packing	NBR		1
9	●	●	Magnet ring	Magnet material		1
10	●	●	Wear ring	Teflon + Graphite		1
11	●	●	Piston bolt	SCM		1
12	●	●	Cover ring	NBR		2
13	●		Cushion gasket	TPU	NBR	2

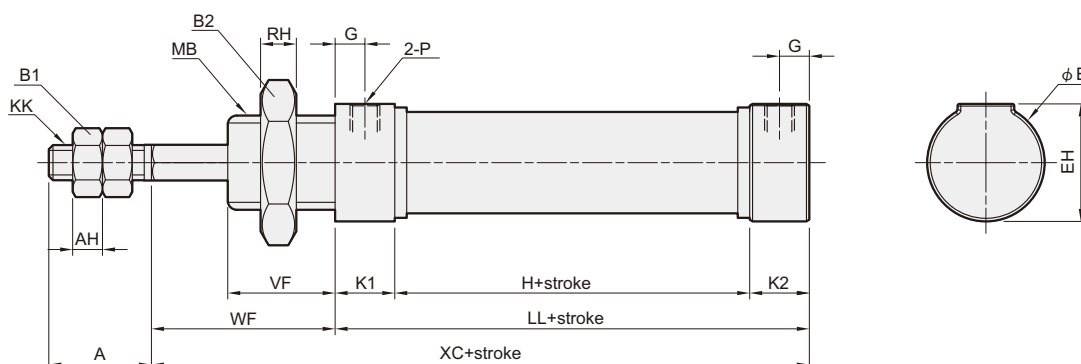
No.	Cushion		Part name	Tube I.D.		Q'y
	Pad	Air		20	25	
14	●	●	Rod bush	Bearing alloy		1
15	●	●	Rod packing	NBR		1
16	●	●	Snap ring	Spring steel		1
17	●	●	Washer	Carbon steel		1
18	●	●	Tie nut	Carbon steel		1
19	●	●	Rod front nut	Carbon steel		2
20	●	●	Port plug	Plastic		2
21		●	Needle valve	Stainless steel		2
22		●	Needle valve packing	NBR		2
23		●	Steel ball	Stainless steel		2
24	●		washer	-	※	1
25		●	Cushion packing	NBR		2

※ Carbon steel

11



N



Code Tube I.D.	A	AH	B1	B2	CD	E	EH	EW	G	H	KK	K1	K2	L	LL	MB	N	P	RH	VF
20	20	5	13	30	8	27	27	16 ^{-0.05} _{-0.4}	8	38	M8×1.25	15	15	3	68	M22×1.5	12	G1/8	6	20
25	22	5	17	30	8	27	27	16 ^{-0.05} _{-0.4}	7.5	37	M10×1.25	15	15	9	67	M22×1.5	12	G1/8	6	22

Code Tube I.D.	WF	XC	XF	ZC
20	24	92	20	112
25	28	95	22	117