

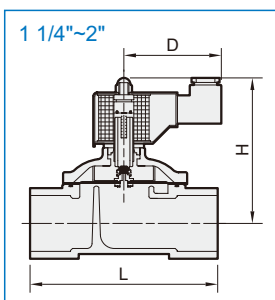
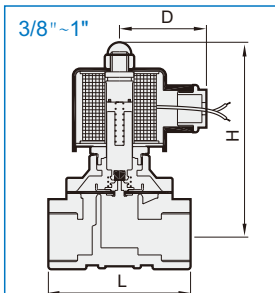

MUG / MUV series



2/2 WAY N.C. DIAPHRAGM TYPE SOLENOID VALVE

2-WAY normally closed solenoid valve.

Available fluid: Gas & vacuum.



Specification

- MUG/V series is pilot diaphragm drive, connected to diaphragm, normal close.
- Can be operated directly without pressure.
- Other voltage of AC/DC available when required.
- AC Voltage tolerance: $\pm 10\%$.
- DC Voltage tolerance: $\pm 1\%$.

Material

Parts name	Material
Body	Forge brass / Cast bronze
Coil	Special copper wire (H)
Tube	Stainless steel
Spring	Stainless steel
Core	Stainless steel
Plug	NBR
Diaphragm	NBR for gas use

Not for fluid of

- Liquid when heat, solid when cool.
- Corrosive fluid.
- Viscosity over 20 cst.
- Temperature over 80°C.

Caution

- Pipes must be washed neat and clean before fitted.
- A Y-STRAINER has to be installed in the front of solenoid valve, that is best for long life.

Order example

MUG-20-□-AC110-G

MODEL

MUG: Gas
MUV: Vacuum

PIPE SIZE

10: 3/8"
15: 1/2"
20: 3/4"
25: 1"
35: 1 1/4"
40: 1 1/2"
50: 2"

VOLTAGE

AC220V(50/60)Hz
AC110V(50/60)Hz
DC24V

PORT THREAD

Blank: Rc thread
G: G thread
NPT: NPT thread

COIL

□: Special copper wire
D: DIN

Model	DIN	Pipe size	Cv	Orifice (mm)	Fluid temp	Max. operating pressure diff. MPa		Dimensions(mm)			Weight (kg)
						Gas	Vacuum	L	H	D	
MUG/V-10	●	Rc3/8"	2.4	15	-5~+80°C	0~0.7	0~10 ⁻³ Torr	70	100	50	0.9
MUG/V-15	●	Rc1/2"	4.5	15	-5~+80°C	0~0.7	0~10 ⁻³ Torr	70	100	50	0.9
MUG/V-20	●	Rc3/4"	8.6	20	-5~+80°C	0~0.7	0~10 ⁻³ Torr	73	102	50	1.0
MUG/V-25	●	Rc1"	12	25	-5~+80°C	0~0.7	0~10 ⁻³ Torr	93	106	50	1.8
MUG/V-35		Rc1 1/4"	24	35	-5~+80°C	0~0.7	0~10 ⁻³ Torr	125	140	58	3.2
MUG/V-40		Rc1 1/2"	28	40	-5~+80°C	0~0.7	0~10 ⁻³ Torr	125	140	58	3.5
MUG/V-50		Rc 2"	48	50	-5~+80°C	0~0.7	0~10 ⁻³ Torr	167	170	58	5.4

※ The pressure ratings indicated above are based on AC110V/220V. The maximum pressure may vary in case on DC/AC24V.